

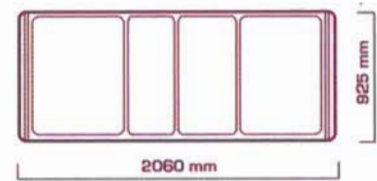
# Hospital Hydraulic Bed

BA 4000 series



## Features

- Hydraulic foot pedal controlled Hi-Lo
- Gas spring controlled backrest and legrest
- Gas Spring trendelenburg/reverse trendelenburg tilting
- Detachable ABS head and foot boards
- 150mm central locking wheels



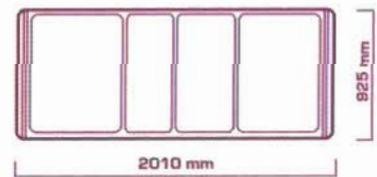
## BA 4120 - T

- Material : Steel Framework
- Finishing : Scratch and chip resistant epoxy coating



## Features

- Hydraulic foot pedal controlled Hi-Lo
- Gas spring controlled backrest and retractable crank legrest
- Gas Spring trendelenburg/reverse trendelenburg tilting
- Detachable ABS head and foot boards
- 150mm central locking wheels



## BA 4021 - T

- Material : Steel Framework
- Finishing : Scratch and chip resistant epoxy coating

## Bed Positions

● Backrest and Legrest  
( 0° - 80° ) ( 0° - 40° )

● Hi-Lo Position  
( 460 mm - 820 mm )

● Trendelenburg and  
Reverse Trendelenburg  
( 0° - 12° ) ( 0° - 6° )




# Patient Transport/Recovery

## PT 3000 Series



### Features

- Safety friction lock tilting
- Hydraulic foot pedal controlled Hi-Lo position
- Gas spring backrest
- Telescopic side rails
- PVC bumper guard rail
- 200mm dia. central locking castors
- Storage utility tray and oxygen tank holder
- Mattress Dim(mm) : 1930(L) x 660(W) x 50(H)
- Trendelenburg & Reverse Trendelenburg : (0° - 12°) , (0° - 6°)



## PT 3000 - GS

### A&E Patient Transport/Recovery Trolley

- Bed Frame Material: Steel Framework
- Finishing : Scratch and chip resistant epoxy coating
- Dim(mm) : 2040(L) x 770(W) x 650 - 1000(H)



### Features

- Safety friction lock tilting
- Hydraulic foot pedal controlled Hi-Lo position
- Gas spring backrest
- Telescopic side rails
- PVC bumper guard rail
- 200mm dia. central locking castors
- Storage utility tray and oxygen tank holder
- X-ray translucent mattress board (full length)
- Mattress Dim(mm) : 1930(L) x 660(W) x 50(H)
- Trendelenburg & Reverse Trendelenburg : (0° - 12°) , (0° - 6°)



## PT 3100 - GS

### A&E Patient Transport/Recovery Trolley

- Bed Frame Material : Steel Framework
- Finishing : Scratch and chip resistant epoxy coating
- Dim(mm) : 2040(L) x 770(W) x 650 - 1000(H)

# Patient Transport Trolley

## Fixed Height



### Features

- Trendelenburg/tilting and backrest positioning by means of smooth winding mechanism
- Removable/interchangeable head panel
- Sliding epoxy side rails
- Provision for I.V pole and oxygen cylinder
- 125mm dia. castors with diagonally fitted brakes (200mm castors optional)
- Protective bumper located at four corners
- Utility tray

## PT 2000

Make : Steel Construction  
Scratch & chip resistant epoxy coating  
Dim(mm) : 1980(L) x 680(W) x 810(H)  
(including mattress)



### Features

- Two way tilting by means of smooth winding mechanism located at both ends of trolley
- Ratchet backrest
- Removable/interchangeable head panel
- Sliding chrome side rails
- Provision for I.V pole and oxygen cylinder
- 125mm dia. castors with diagonally fitted brakes (200mm castors optional)
- Protective bumper located at four corners
- Utility tray

## PT 2001

Make : Steel Construction  
Scratch & chip resistant epoxy coating  
Dim(mm) : 1900(L) x 680(W) x 810(H)  
(including mattress)

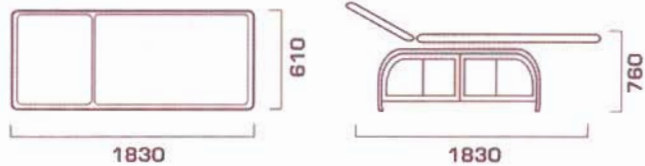
# Examination Table



## EC 2001

### Examination Table

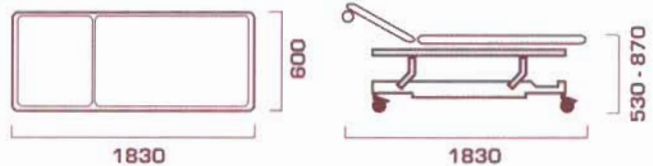
- Steel construction
- Scratch and chip resistant epoxy coating
- PVC cushion
- Ratchet back rest
- 2 cabinets
- Dim(mm) :



## EC 3000

### Examination Table - Adjustable Height

- Made of tubular steel leg frame with sectional base (2 section)
- Finishing of hard epoxy powder coating BEIGE colour
- Adjustable backrest (0° to 90°) - assisted by gas spring with a control lever on both side of table
- Height adjustable by hydraulic system foot pedal at both side of table
- Cushion of PVC padded foam mattress cover 75mm thick
- Inclusive of a paper roll holder at head end
- Mobile on 4 x 125mm swivel castors with 2 brakes
- Dim(mm) :



\* optional: paper roll, adjustable legrest, Telescopic Side Rail, Trendelenburg/reverse trendelenburg position



## EC 4001

### Examination Massage Table

- Tubular mild steel frame c/w heavy base stand
- Armrest & Top mattress grey PVC covered 50mm thick rubber foam
- Adjustable lowered down ratchet system backrest c/w centre hole -15°
- Finishing of hard epoxy powder coating GREY texture
- Dim(mm): 1778 (L) x 560 (W) x 585 (H)

# Hospital Hydraulic Bed

## Accessories

### Product Features



#### Bed Stripper

For Linen or personal items placement.



#### Bed Tilting Levers

To achieve trendelenburg and reverse trendelenburg position.



#### Gas Spring Lever

This system allows fowler positions to be adjusted with greater ease.



#### Castors

125 mm diameter high quality German PU castors.

### Optional



#### BX 200

Collapsible Aluminium Siderail

- Removable and secured by screw knob.
- Easily raised or lowered.



#### BX 120

Telescopic Siderail (Chrome)

- Chrome plated steel construction
- Extendable length to accommodate various bed sizes (auto locking).
- Also available in Stainless Steel (BX 121)



#### Central Locking Castors

125mm diameter Tente (Germany) twin castors with unrivalled durability and mobility.