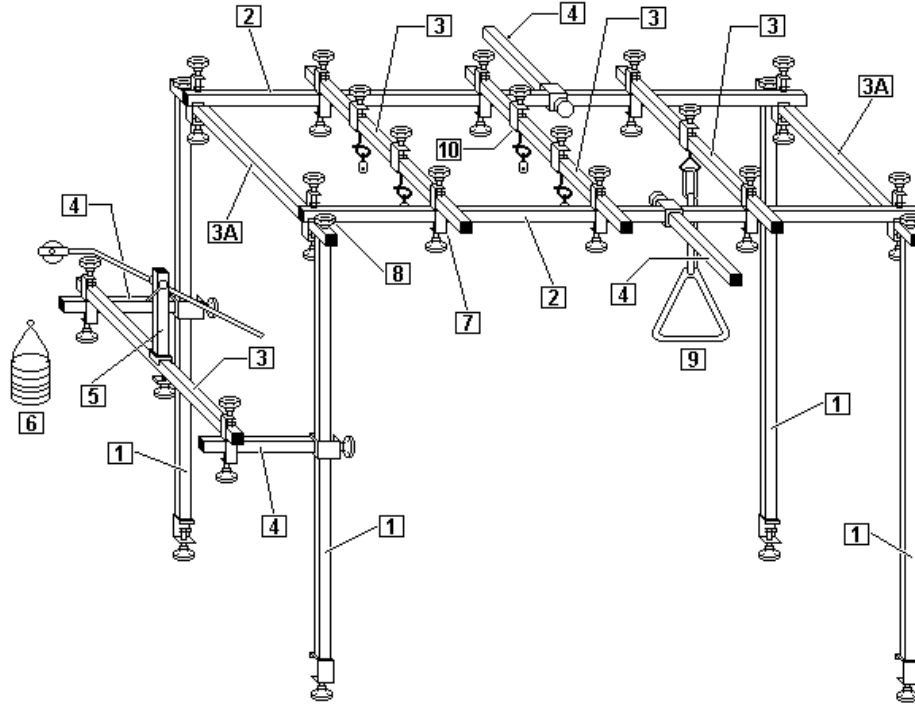



**ORTHOPEADIC FRAME  
MODEL BX 600 / BX 601**


- Make:**
- Constructed of tubular steel frame.
  - Chrome plated finishing / available in fully stainless steel




- 1) Tall fracture post with clamp = 4 pieces       $\phi 1\ 1/4 \times 50''$




- 2) Longitudinal bar = 2 pieces       $\phi 1\ 1/4 \times 78''$



- 3) Long cross bar = 4 pieces       $\phi 1\ 1/4 \times 37''$



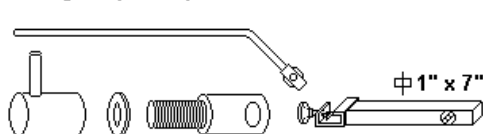
- 3A) Long cross bar = 2 pieces       $\phi 1\ 1/4 \times 37''$



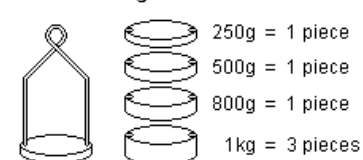
- 4) Abduction bar = 2 pieces  
Foot extension bar = 2 pieces



- 5) Lifting strap clamp = 1 set



- 6) Counter weight = 1 set



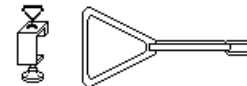
- 7) Fracture clamp = 12 pieces



- 8) Screw knob = 4 pieces  
Use on 3A) long cross bar



- 9) Monkey pulley with clamp = 1 set



- 10) Pulley clamp = 4 pieces





- \* Optional:**
- 1) Lifting Pole (Model BX 910)
  - 2) Hospital Bed Hydraulic Hilo (Model BA 4020)
  - 3) Mattress – fire retardant cover with PU foam (Model BX 411)
  - 4) Telescopic Side Rail (Model BX 120)